

Steelcase®
EDUCATION



Node
Classroom seating

Visit steelcase.com

[facebook.com/Steelcase](https://www.facebook.com/Steelcase) twitter.com/Steelcase [youtube.com/SteelcaseTV](https://www.youtube.com/SteelcaseTV)

Concept and Design / Steelcase
16-E0000224 02/19 © 2016 Steelcase Inc. All rights reserved. All specifications subject to change without notice.
Printed on at least 60% recycled paper. Cert no. BV-COC-858659. Printed in France by OTT Imprimeurs – Wasselonne.



Steelcase
EDUCATION



“ My most memorable classes are the ones where we break away from lecture and work in a team.”

ROSHAN, STUDENT

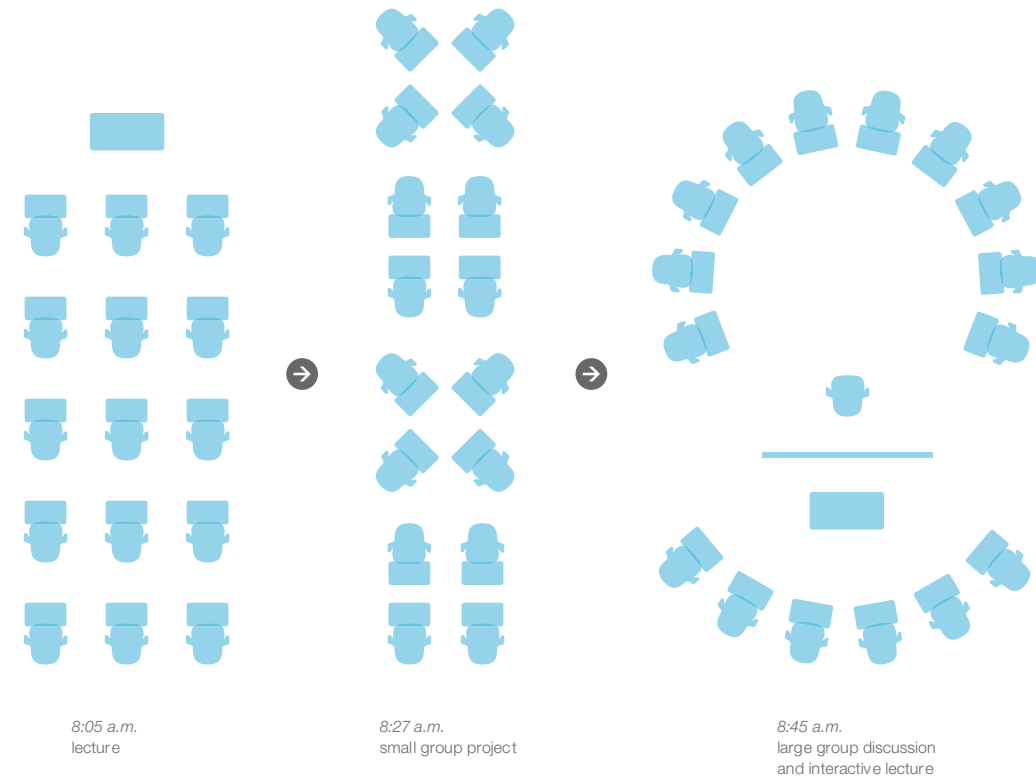
For the many modes of learning

Today's students desire an active learning environment—expecting more from their classrooms than ever before. They want their surroundings to support co-learning, co-creation and open discussion.

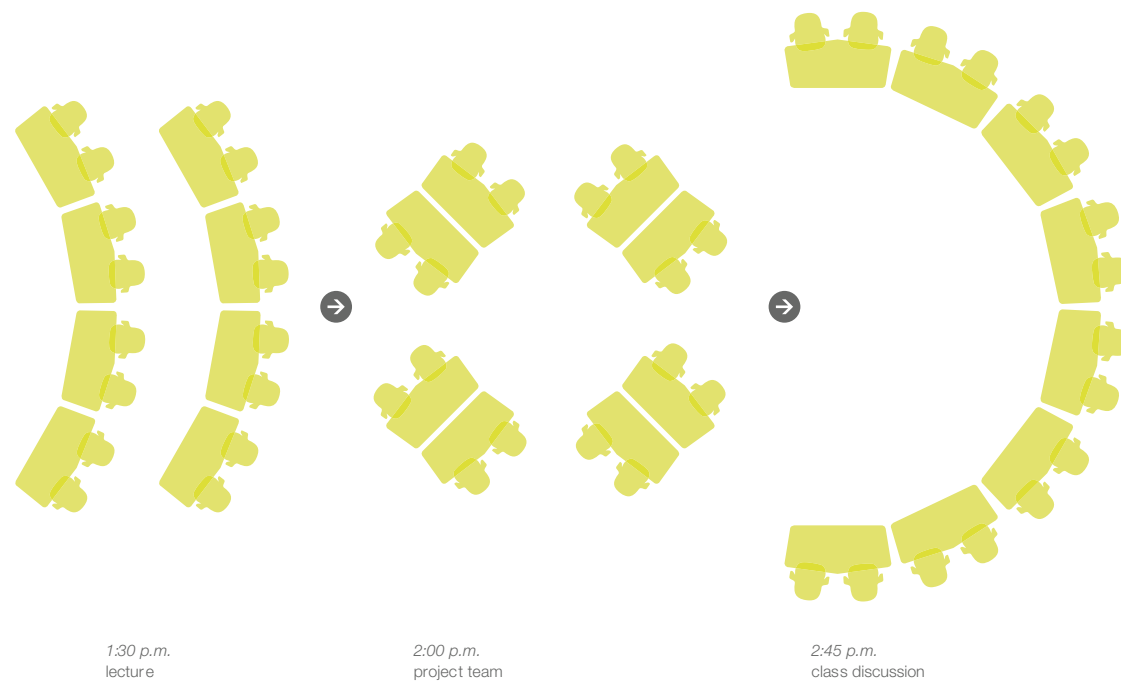
Educators are often faced with a tough choice: promote active learning or organize a classroom to fit as many students as possible. The existing classroom footprint is only so big, and there's not much flexibility. Until now.

The Node™ chair is mobile and flexible. It's designed for quick, easy transitions between room configurations. With Node, a classroom can flex from a lecture-based mode to a team-based mode, and back again, without interruption. Node can take passive space and make it active, supporting individual and team-based learning, even when classroom capacity is important.

CLASSROOM ONE
Node with
workspace



CLASSROOM TWO
Node with Verb tables
(no workspace)



Observations & insights

In our on-site research, we found cramped, static spaces designed for passive one-way learning: tight rows of desks and chairs that inhibit movement and interaction, and instructors confined to the front of the room, where there are few opportunities to connect with students.

Students are bringing new tools, new attitudes and new expectations into the classroom. In order to keep pace, the classroom has to change. Research points to the fact that learning is enhanced when it is social and active. A single approach to teaching is no longer enough. Educators are now turning to multiple pedagogies to support multiple learning styles.

To fully capitalize on active learning, the physical space must support the pedagogies at work in the classroom. No longer should static furniture be disguised as supportive of an active learning environment. Learning styles must be supported with reconfigurable settings, both analog and digital tools, access to power and wall protection for table, chair and equipment movement.

“The biggest issue with the way the classroom is set up is that it assumes there’s one way of teaching and one way of learning.”

LESLEY, PROFESSOR

A smart solution

Move. The Node chair is highly mobile—a quality that translates directly into classroom performance. After all, a multi-modal lesson plan can be carried out more effectively when seating is arranged and rearranged effortlessly. Traditional classroom seating has limited mobility, putting the burden on educators to adapt. The Node chair, however, accommodates any teaching mode.

The swivel seat gives students the freedom to shift focus throughout the room. And, because the personal worksurface swivels in tandem, books, laptops and other information remain at their fingertips. It's subtle, but clear sight lines to the instructor, fellow students and whiteboards can dramatically enhance interaction and engagement.

Node is also available without a worksurface for table-based classrooms, like Verb™, sharing in the same design language and materials palette.

Store. The base of the Node chair provides a unique storage solution for backpacks and student belongings that usually clutter the aisles. This allows quicker and easier transitions between teaching modes. Even the arms serve a storage purpose. Aside from being a place to rest your elbows, they are designed to hold a backpack or bag, keeping personal items safe, secure, and close at hand.

Fit. The Node chair has an adjustable worksurface, providing a perfect fit for students of all shapes and sizes. The Node chair's worksurface accommodates both left and right-handed students. The seat bends and flexes with the student for better ergonomics and comfort.



12-0001931 | NODE WITH WORKSURFACE, FIVE-STAR BASE AND CUPHOLDER (CHILI)



16-0059651



18-0108780





18-0108781 | NODE WITH FIVE-STAR BASE (PLATINUM AND AUBERGINE)

Features + benefits

How's this for out-of-the-box thinking?

Three simple parts assemble in 30 seconds.



16-0059551

TRIPOD BASE

Base keeps backpacks and personal belongings out of the aisle while also providing a comfortable place for students to rest feet during class.



16-0073601

WORKSURFACE

Personal worksurface is adjustable, non-handed, and large enough to support digital and analog resources.



16-0056222

FIVE-STAR BASE

Choose between tripod with storage or five-star with seat-height adjustability. Five-star base is also available as height adjustable stool.



16-0059652

CUPHOLDER

Optional cupholder frees up worksurface for books and technology. Rotates under worksurface when not in use.



16-0056283

SEAT SHELL

Flexible seat with simple adjustments keeps people comfortable in a variety of postures. Comfort without upholstery means easy maintenance. Available in 17 colour options.



16-0059635

TABLET STAND

Tablet stand supports all top-selling tablets and smartphones in both portrait and landscape positions, making content easy to view and freeing up space on the worksurface for other class materials.



16-0059616

CASTORS

Castors lend mobility for quick, easy transitions between learning modes.



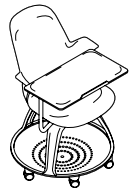
16-0059735

GLIDES

Glides are available for tripod or 5-star base.

STATEMENT OF LINE

NODE CHAIR OPTIONS



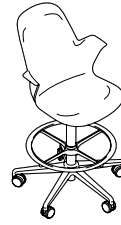
tripod base with work surface and castors or glides



tripod base without work surface, with castors or glides



five-star base without work surface, with castors or glides height adjustable



five-star stool height adjustable

COMPONENTS



SURFACE MATERIALS

Chair colours

- Orange
- Wasabi
- Baby blue
- Arctic white
- Purple
- Platinum
- Black
- Navy blue
- Chili
- Flash
- Jungle
- Aubergine
- Saffron
- Honey
- Lagoon
- Peacock
- Merlot

Paint palette

- Platinum solid (4799)
- Black
- Tripod base**
- Platinum solid (6249)

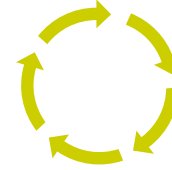
Work surface

- Platinum solid (6249)
- Seagull (6053)

Colours are representative and may vary slightly from actual material. For further options, visit us online.

SUSTAINABILITY

DESIGNING FOR THE ENVIRONMENT REQUIRES INNOVATIVE THINKING AND SOLUTIONS.



LIFE CYCLE ASSESSMENT

During our products development process we consider each stage of the life cycle: from materials extraction, production, transport, use and reuse, until the end of its life.

Thanks to the Life Cycle Assessment (LCA) method, Steelcase quantified Reply environmental impacts to set the stage for further improvements.

This method, based on ISO 14040 and 14044 and selected by The European Union for environmental evaluation, allows us to quantify the environmental impact of our products throughout their whole lifecycle.

CERTIFICATIONS

To show continuous improvements, we communicate Reply environmental performance through voluntary environmental labels and declarations.

Sustainability related actions and results are communicated in the annual Steelcase Corporate Responsibility report.

MATERIALS

15% recycled content by weight
PVC free

PRODUCTION

No gluing processes

TRANSPORT

Minimised packaging weight and volume to improve filling rates and save energy for shipping.

USE

Designed for a long product life.

Replaceable parts.

Maintenance information is available on steelcase.com

END OF LIFE

Up to 75% recyclable by weight.

PRODUCT

PEP - Product Environmental Profile

SCS Indoor Advantage

FIND OUT MORE

Sustainability related actions and results are annually communicated in the Steelcase Corporate Sustainability Report. More environmental details available upon request.